

# MSX Computer Series

Jess CREATIONS™

WHACK 'EM!  
SMACK 'EM!




## Byrons™



**MSX**

## Instruction Booklet

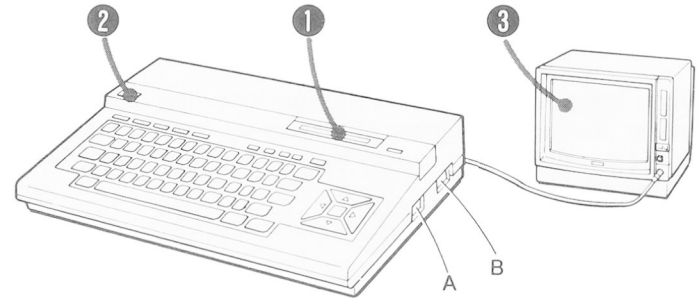
## Trouble's Brewin'!



Once upon a time (or seven hundred years into the future, the lore's not entirely clear), there was a planet named Woodland. To nobody's surprise, this planet was inhabited by woodland creatures. You know, skunks, foxes, badgers... basically, all those cute fuzzy things in nature that could give you rabies. Except these animals can walk and talk like humans (and David Byrne) do, and have started their own society, complete with laundromats and fast food restaurants and fur styling salons and of course, video game arcades. After all, what kind of sorry civilization would it be without an arcade on every block?

Our story concerns one particular woodland creature, a bear cub, at one particular arcade, with the best games in town... but also the most faulty wiring. When Byron dropped a coin into one of the machines, an electrical spark zapped his hand and glitched the system. The good news is that the accident gave Byron 255 extra lives! The bad news is that they were 255 digital duplicates of himself, and absolutely nobody needs that many Byrons running around causing havoc. So break out the patented PEEK-0 hammer, and get to whackin' and smackin'!

## Starting Out



Before you can start playing Whack 'Em Smack 'Em Byrons, you'll need to set up your MSX computer. First, plug your system and a display into an power outlet, then connect the MSX to the display with a video cable. Then follow these steps...

- ❶ Put the cartridge into your MSX with the label facing you.
- ❷ Press the power button on your MSX.
- ❸ Press the power button on your display.

**A** Insert a game controller into this port. Note that there is no two player option, and thus no need for a second game controller.

After a brief pause, the title screen will appear. Press the fire button on your controller to start the festivities.

(In the likely event that you're playing this game through the magic of emulation, JessCREATIONS recommends OpenMSX or Emulicious. Also, be sure you've got the right BIOS files for your emulator... the public domain C-BIOS is a great choice for the previously mentioned emulators.)

## These Would Go Great with G'whackamole!



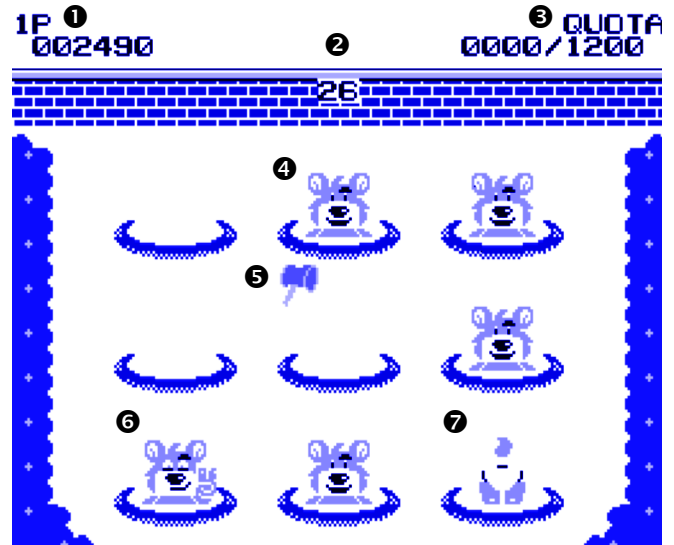
If you've ever played a Whack A Mole game, perhaps at a dimly lit restaurant with bad pizza and a sleazy rat mascot, you should already be familiar with Whack 'Em Smack 'Em Byrons. Press the joystick in any direction to hover your electro-static PEEK-0 hammer over one of the nine holes on the screen, then press the fire button to strike.

Byron's digital duplicates can be de-rezzed by bonking them on the head with the hammer. You'll be awarded points based on how high their heads are when you wallop them... a fully exposed Byron is worth just forty points, but a Byron with just his ears sticking out is worth eighty.

Note that sometimes, a Byron will stick his behind out of a hole. Don't take the bait! Not only does the diaper cushion him from the impact of the hammer, but it costs you points; up to eighty if he's fully emerged. Also note that the Byrons will hold up bombs in the later stages... these will instantly end your game.

You have thirty seconds to bonk as many Byrons as you can. Reach or pass the posted target score to advance to the next stage. Fall short of the target score and it's game over.

## A Visual Guide to Bit-Shifted Bear Battery



- 1 Player's current score
- 2 Time left in current round
- 3 Current level score and the target score
- 4 Byron
- 5 Electrostatic PEEK-0 hammer
- 6 Mysterious Mystery Byron
- 7 Byron's well guarded butt



## Scoring

Whack a Byron on the head	40 to 80 pts.
Whack a Byron on the butt	-40 to -80 pts.
Whack a Byron's bomb	(don't do this)
Whack a Mystery Byron	100 to 200 pts.
Shot clock bonus	2x pts.

## Helpful Hints and Tricks

- Each round has its own special conditions, briefly described before it begins. Heed the advice you're given! It'll come in handy later.
- Instead of smacking Byrons the moment they appear, let them sink into the ground slightly for more points. This is a crucial skill in round six, where Byrons are most scarce.
- Make hitting Mystery Byrons (the little guys holding up victory signs) your highest priority. They're worth more than regular Byrons... a lot more.
- Never hit bombs. Just... just don't.
- Younger players can press up at the title screen for a special, less intense kids' mode. You can use it too... we promise not to tell!

## Credits

Programming, Visuals, and Sound: Jess Ragan  
Coding Coach and Dev Tools: Oscar Toledo Gutierrez  
Additional Assistance: Amy Bienvenu, Tursi  
Special Thanks: The McKay, Ragan, and Dawson families  
Loosely based on the arcade and Commodore VIC-20 game Mole Attack



# JessCREATIONS

**Whack 'Em Smack 'Em Byrons is a trademark of JessCREATIONS, Co.**

**Byron and related characters are from the Tales of Woodland franchise, by FriskyWoods**

**This game is unlicensed by the MSX Association or related entities**

**Package, Program, and Audiovisuals © 2024 JessCREATIONS, Co.**